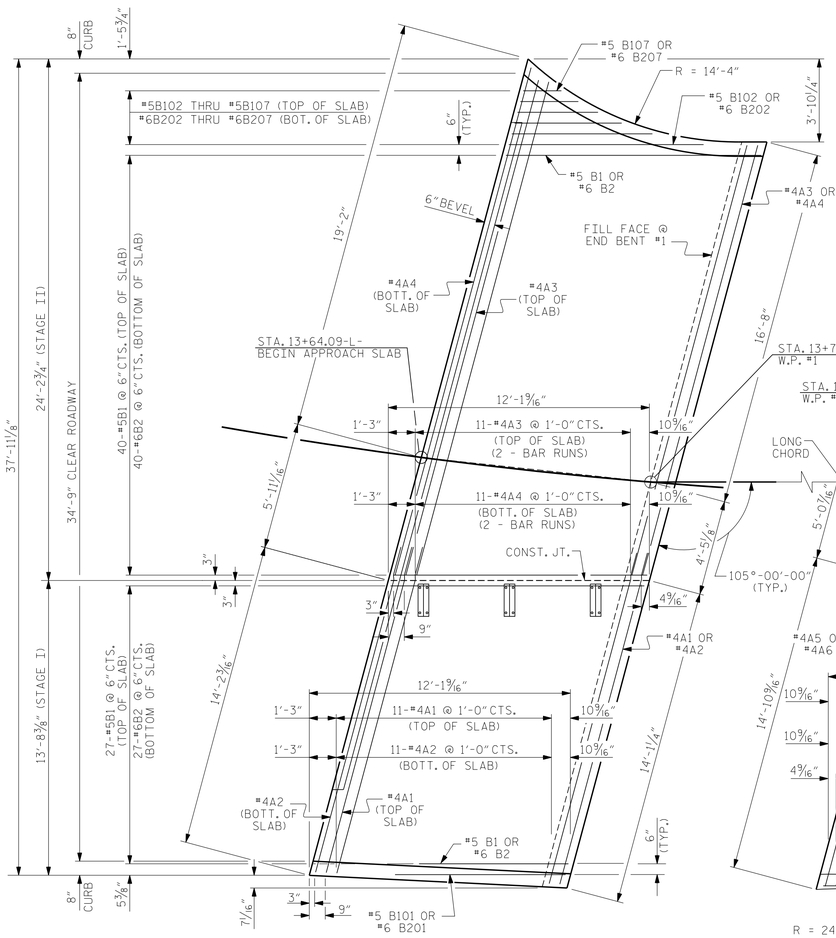

PLAN @ END BENT #1

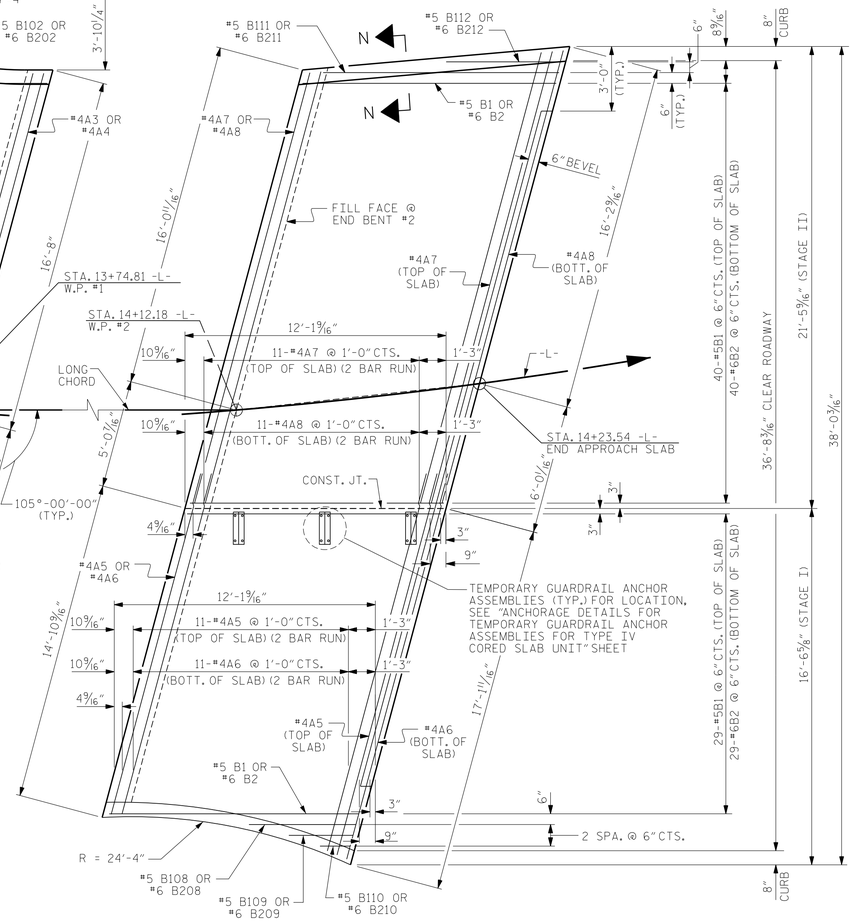

PLAN @ END BENT #2

DIMENSIONS SHOWN ARE TYPICAL FOR BOTH APPROACH SLABS

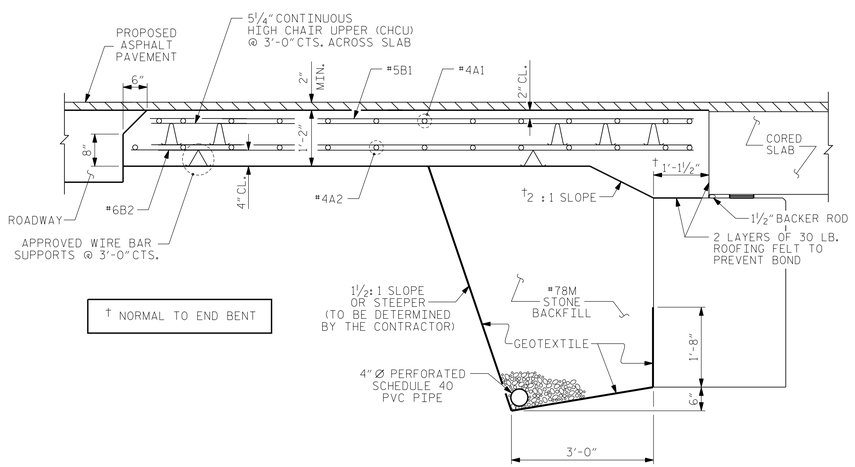

† NORMAL TO END BENT

SECTION THRU SLAB

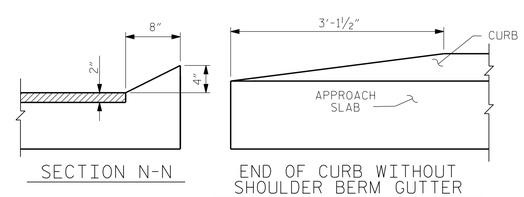

SECTION N-N

END OF CURB WITHOUT SHOULDER BERM GUTTER

CURB DETAILS

BILL OF MATERIAL

APPROACH SLAB AT EB #1 STAGE I

BAR	NO.	SIZE	TYPE	LENGTH	WEIGHT
✻A1	13	#4	STR	16'-2"	140
A2	13	#4	STR	15'-11"	138
✻B1	27	#5	STR	11'-1"	312
B2	27	#6	STR	11'-7"	470
✻B101	1	#5	STR	8'-9"	9
B201	1	#6	STR	8'-9"	13
REINFORCING STEEL				LBS.	621
✻EPOXY COATED REINFORCING STEEL				LBS.	461
CLASS AA CONCRETE				C.Y.	8.0

APPROACH SLAB AT EB #1 STAGE II

BAR	NO.	SIZE	TYPE	LENGTH	WEIGHT
✻A3	26	#4	STR	13'-4"	232
A4	26	#4	STR	13'-3"	230
✻B1	40	#5	STR	11'-1"	462
B2	40	#6	STR	11'-7"	696
✻B102	1	#5	STR	9'-3"	10
✻B103	1	#5	STR	6'-3"	7
✻B104	1	#5	STR	4'-5"	5
✻B105	1	#5	STR	3'-8"	4
✻B106	1	#5	STR	2'-8"	3
✻B107	1	#5	STR	1'-9"	2
B202	1	#6	STR	9'-3"	14
B203	1	#6	STR	6'-3"	9
B204	1	#6	STR	4'-5"	7
B205	1	#6	STR	3'-8"	6
B206	1	#6	STR	2'-8"	4
B207	1	#6	STR	1'-9"	3
REINFORCING STEEL				LBS.	969
✻EPOXY COATED REINFORCING STEEL				LBS.	725
CLASS AA CONCRETE				C.Y.	12.5

BILL OF MATERIAL

APPROACH SLAB AT EB #2 STAGE I

BAR	NO.	SIZE	TYPE	LENGTH	WEIGHT
✻A5	26	#4	STR	10'-5"	181
A6	26	#4	STR	10'-2"	177
✻B1	29	#5	STR	11'-1"	335
B2	29	#6	STR	11'-7"	505
✻B108	1	#5	STR	5'-7"	6
✻B109	1	#5	STR	3'-8"	4
✻B110	1	#5	STR	1'-6"	2
B208	1	#6	STR	5'-7"	8
B209	1	#6	STR	3'-8"	6
B210	1	#6	STR	1'-6"	2
REINFORCING STEEL				LBS.	698
✻EPOXY COATED REINFORCING STEEL				LBS.	528
CLASS AA CONCRETE				C.Y.	8.6

APPROACH SLAB AT EB #2 STAGE II

BAR	NO.	SIZE	TYPE	LENGTH	WEIGHT
✻A7	26	#4	STR	11'-11"	207
A8	26	#4	STR	11'-10"	206
✻B1	40	#5	STR	11'-1"	462
B2	40	#6	STR	11'-7"	696
✻B111	1	#5	STR	10'-11"	11
✻B112	1	#5	STR	5'-4"	6
B211	1	#6	STR	10'-11"	16
B212	1	#6	STR	5'-4"	8
REINFORCING STEEL				LBS.	926
✻EPOXY COATED REINFORCING STEEL				LBS.	686
CLASS AA CONCRETE				C.Y.	12.2

NOTE:
"A" BARS FROM STAGE I EXTEND ONE SPLICE LENGTH INTO STAGE II.

SPLICE LENGTHS

BAR SIZE	EPOXY COATED	UNCOATED
#4	2'-0"	1'-9"
#5	2'-6"	2'-2"
#6	3'-10"	2'-7"

PROJECT NO. 17BP.14.R.130

GRAHAM COUNTY

STATION: 13+93.50 -L-

SHEET 1 OF 2

STATE OF NORTH CAROLINA
DEPARTMENT OF TRANSPORTATION
RALEIGH

STANDARD
BRIDGE APPROACH SLAB
FOR PRESTRESSED CONCRETE
CORED SLAB UNIT
(SUB-REGIONAL TIER)
105° SKEW

ASSEMBLED BY : MAF	DATE : 10/13
CHECKED BY : HLW	DATE : 10/13
DRAWN BY : SHS/MAA 5-09	REV. 12-11 MAA/AAC
CHECKED BY : BCH 5-09	

DOCUMENT NOT CONSIDERED FINAL UNLESS ALL SIGNATURES COMPLETED

NORTH CAROLINA PROFESSIONAL SEAL 20777 ENGINEER
Harry Hughes Willis
12/8/2016
CC287FCF0223461...

REVISIONS						SHEET NO.
NO.	BY:	DATE:	NO.	BY:	DATE:	S-24
1			3			TOTAL SHEETS
2			4			25

12/6/2016
$$$$$$$$$$$$$$$$$$$$$$$$DGN$$$$$$$$$$$$$$$$$$$$$$$$
User:jddaves

STD. NO. BAS_36_105S